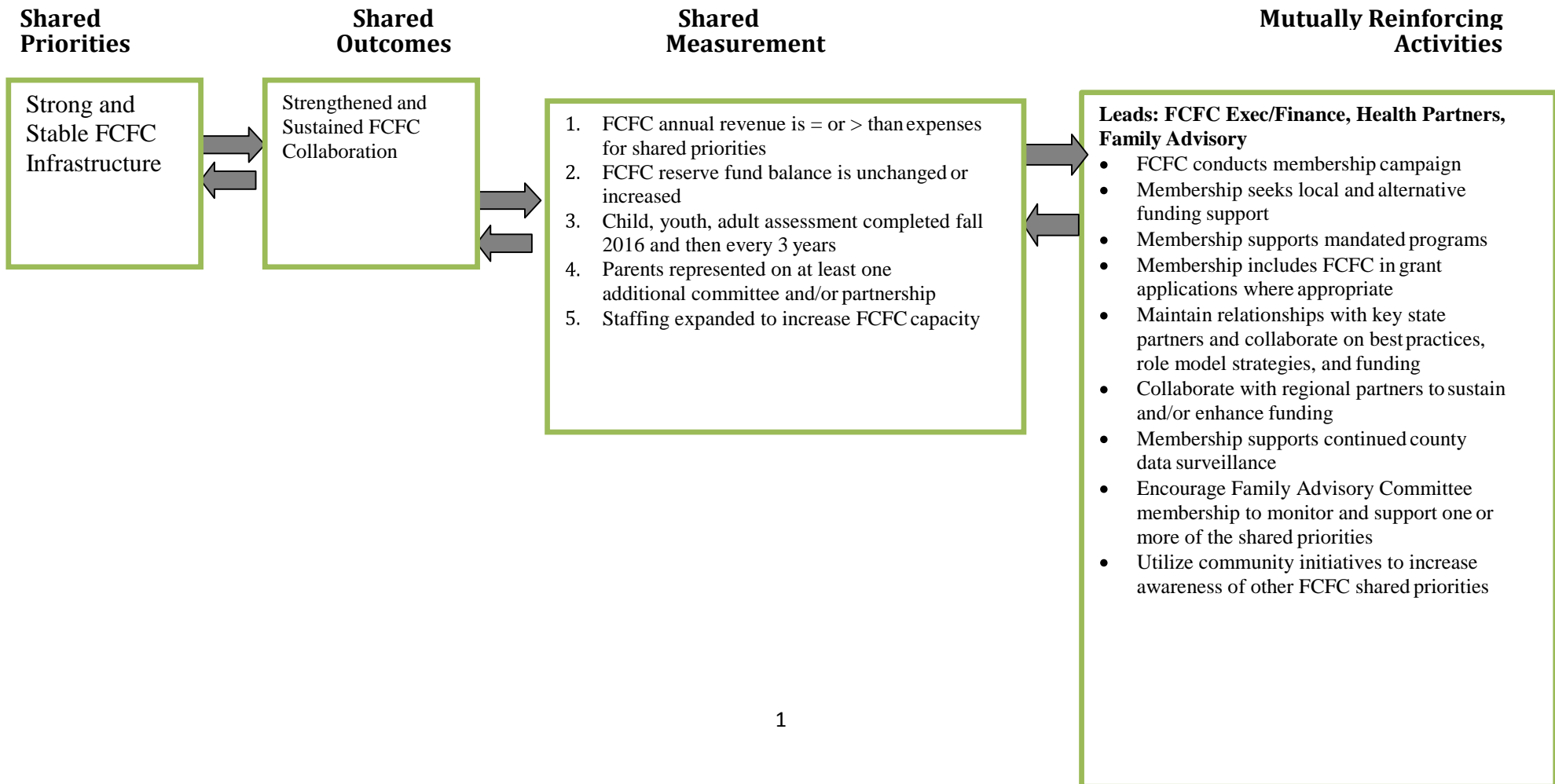


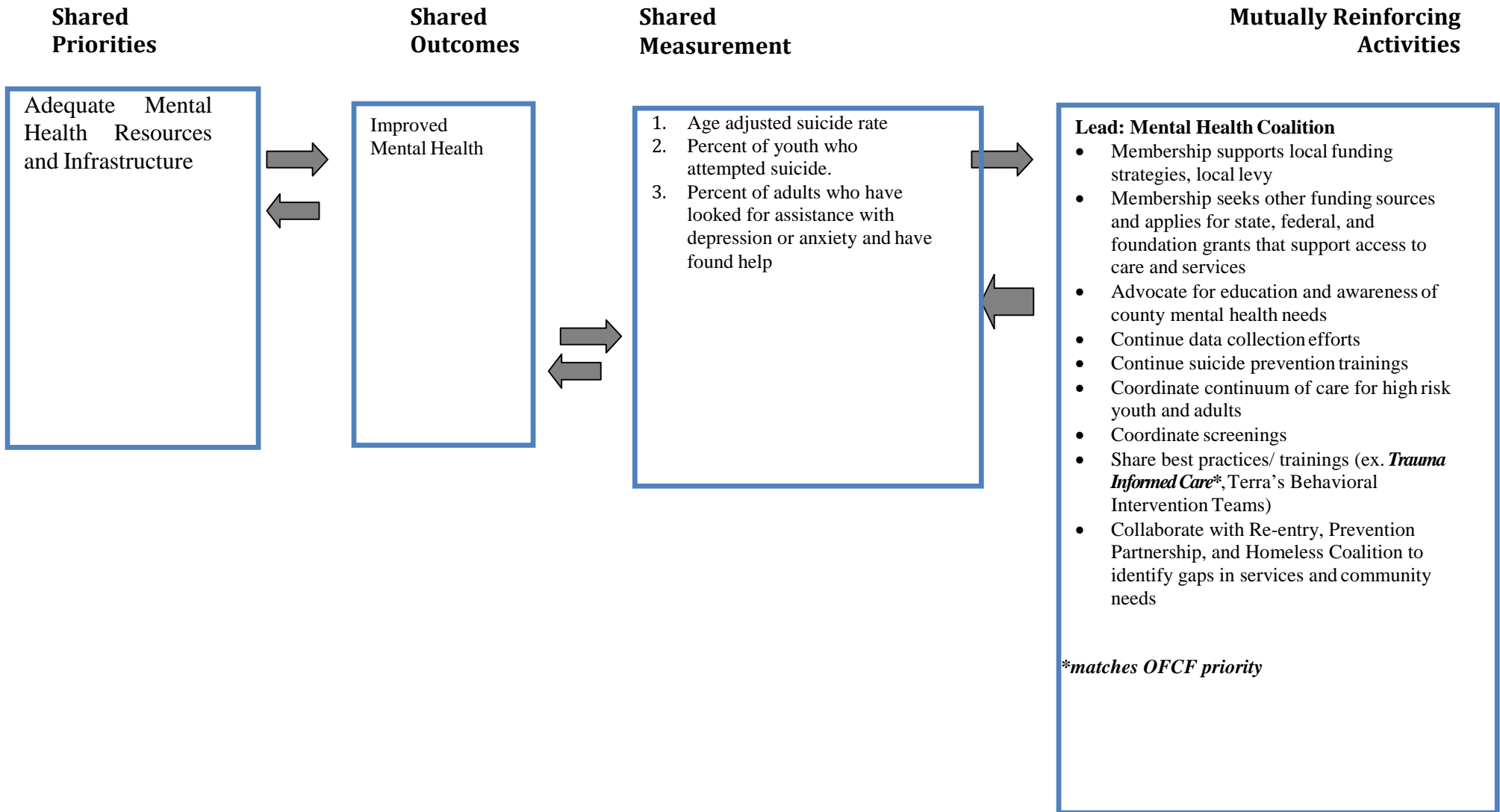
Sandusky County Family and Children First Council Shared Plan for SFY 17-19

Shared Plan Update for SFY 18

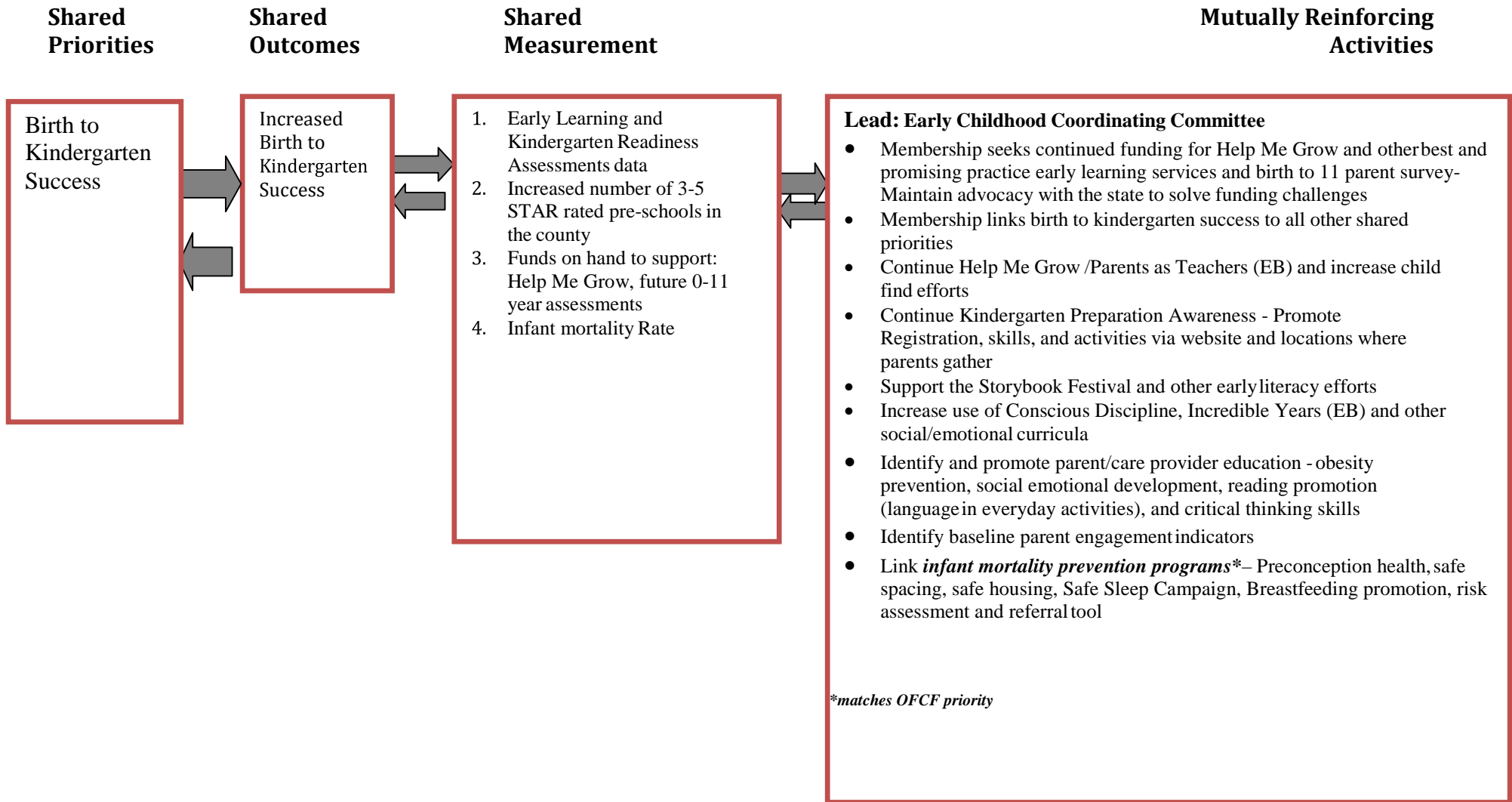
Current FCFC Initiatives: Initiatives include HB289 Community Plan, Service Coordination (Wraparound and Systems of Care), and Parent Engagement. The FY11 FCFC HB289 Community Plan included the FY12 FCFC Shared Plan priorities of School Success, Birth to Kindergarten Success, Substance Abuse Prevention and Child Abuse Prevention. Teen Pregnancy Prevention and Juvenile Delinquency Prevention were included in the FY11 FCFC Plan, but not included in the FY12- 15 FCFC Shared Plan. Obesity Prevention was not included in the FY11 FCFC Plan and was a new initiative under the FY12-15 FCFC Shared Plan. Juvenile Delinquency and Homeless Prevention are in the FY17-19 Shared Plan. Committees include: Executive/ Finance, Early Childhood Coordinating (including Help Me Grow), Clinical (Wraparound and Systems of Care), Family Advisory, Ohio Children’s Trust Fund, Public Relations, and No Wrong Door. Partnerships include Health Partners (Community Health Assessment of persons 0-75 years), Prevention Partnership (DFC Substance Abuse Prevention), Child Abuse Prevention, Re- entry Task Force, Creating Healthy Communities, Mental Health Coalition, Homeless Coalition.



Sandusky County Family and Children First Council Shared Plan for FY17-19



Sandusky County Family and Children First Council Shared Plan for FY17-19



Sandusky County Family and Children First Council Shared Plan for FY1719

Shared Priorities

School and Career Success

Shared Outcomes

Increased School and Career Success

Shared Measurement

1. Graduation rates
2. Attendance rates
3. Employment rates by age
4. Percent of successful course enrollment and full-time equivalent enrollment for Terra students
5. % of youth who report being bullied

Mutually Reinforcing Activities

- Lead: Clinical Committee**
- Continue and expand Wraparound approach for *multi-need children and families**
 - Mentor other Wrap Around programs to build regional capacity
 - Train school and agency staff in using wraparound principles
 - Coordinate care for at risk students with psychiatric needs
 - Monitor Project Attend and other proactive truancy prevention efforts
 - Monitor Ace Mentoring and other youth mentoring programs
 - Monitor After School Programs in Fremont and Clyde
 - Participate in *career readiness strategies**
 - Host bullying prevention event.
 - Develop collaboration between Terra and Health and Human Service Organizations to assist students in receiving financial and other assistance
- *matches OFCF priority*

Sandusky County Family and Children First Council Shared Plan for FY1719

Shared Priorities

Shared Outcomes

Shared Measurement

Mutually Reinforcing Activities

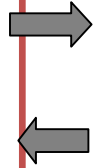
Youth Substance Abuse Prevention



Decreased youth substance abuse

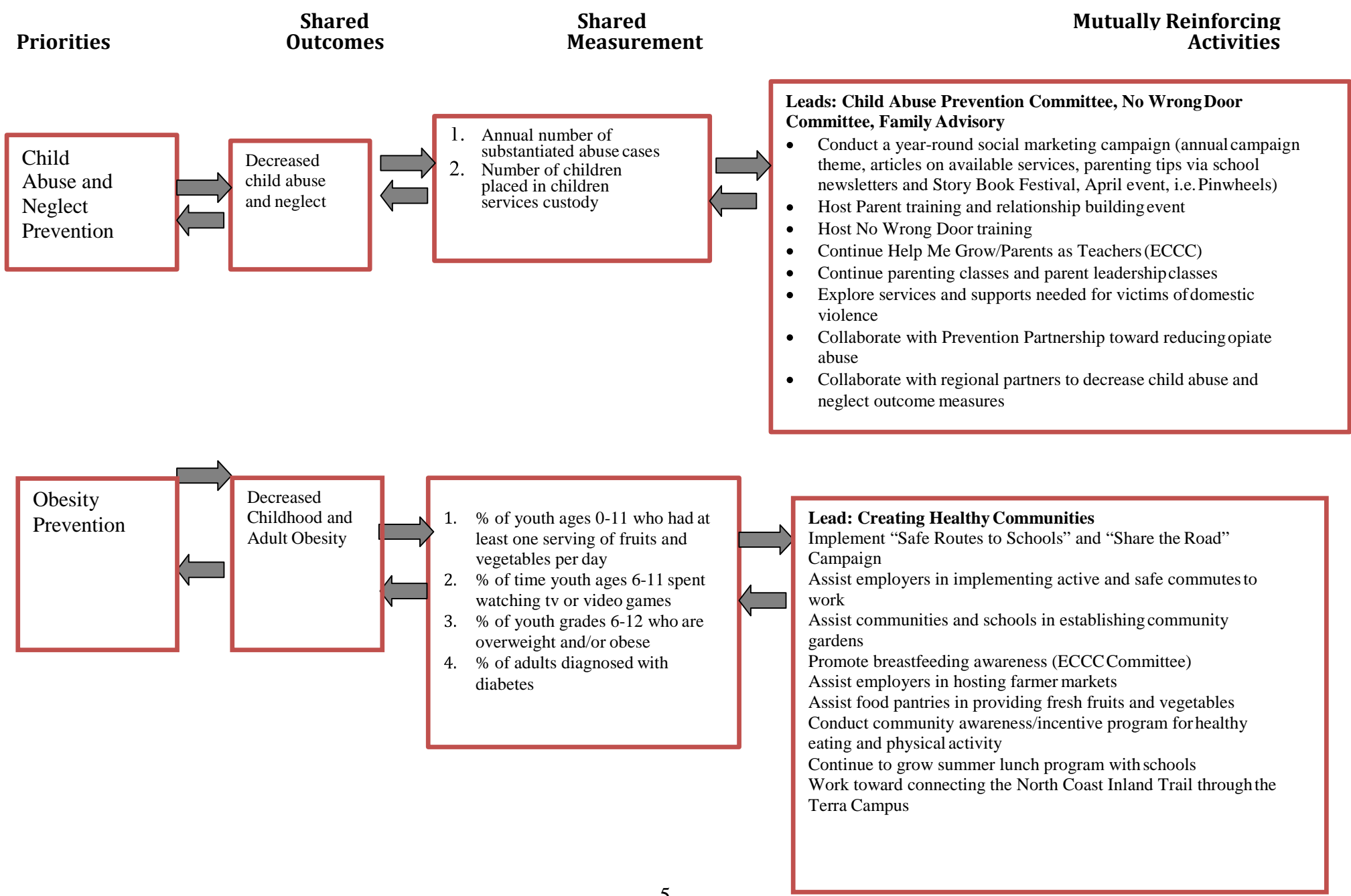


1. % of youth reporting 30 day alcohol
2. % of youth reporting 30 day tobacco use
3. % of youth who report binge drinking in past month
4. % of youth who reported prescription drug abuse
5. % of youth who report marijuana use



- Lead: Prevention Partnership**
- Consider alternate communication strategies including Social Media to increase awareness of county substance abuse and to promote programs and initiatives to youth and adults
 - Continue Mobilizing for Change (EB)- Seller Server Trainings/Compliance Checks
 - Continue Asset Development
 - Continue Community trainings and events focusing on alcohol, tobacco, marijuana, and opiate prevention
 - Continue Drug Take Back Events and Lockboxes
 - Support activities to reduce alcohol use and abuse among 18-25 yr. olds
 - Monitor Ohio efforts to legalize marijuana use
 - Work toward Tobacco Free School and College Campuses (Creating Healthy Communities)
 - Assess need for multi-unit housing smoke free policies (Creating Healthy Communities)

Sandusky County Family and Children First Council Shared Plan for FY1719



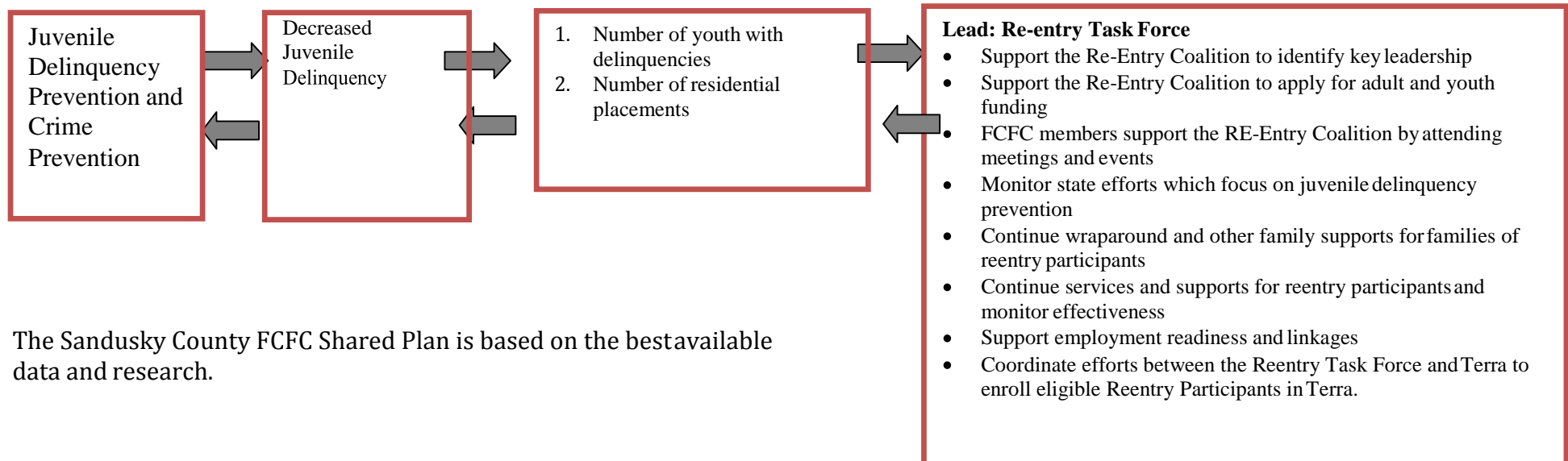
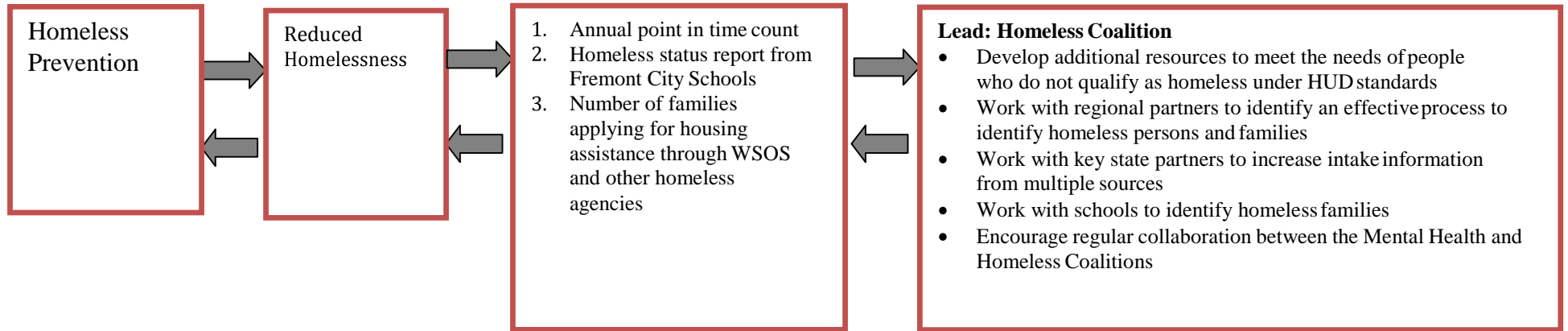
Sandusky County Family and Children First Council Shared Plan for FY 17-19

Shared Priorities

Shared Outcomes

Shared Measurement

Mutually Reinforcing Activities



The Sandusky County FCFC Shared Plan is based on the best available data and research.

Sandusky County Family and Children First Council Shared Plan for FY 17-19

Were there any modifications from last year's plan? Yes Nox

If yes, please identify the types of changes made by checking the appropriate boxes below:

Priorities

Outcomes

Indicators

Strategies

1. Identify any barriers in implementing the plan (i.e. data collection, data tracking, funding, infrastructure, etc.)

Funding is limited, especially to maintain the FCFC infrastructure. Most of the data comes from the health assessment which we conduct every 3 years. State and federal data that we use is also typically behind at least a year. Sometimes new data is not available for several years.

2. Identify any successes/how implementing this plan has worked to strengthen the council and county collaboration.

FCFC Member organizations have gained a better understanding of collective impact and what they can do as a group as well as individual organizations to reinforce priorities.

Sandusky County Family and Children First Council Shared Plan for FY 17-19

Report on Indicator Data (Provide data for each outcome indicator listed on the Shared Plan. List only ONE outcome per page. This page can be duplicated as needed).

Shared Outcome: Strengthened and Sustained FCFC Collaboration

Indicator(s):	Baseline Data	Current Year Data	Direction of Change (+, -, NC)
1. FCFC annual revenue is = or > than expenses for shared priorities	Data: Reserve is supplementing revenue Year of Data: 2016/2017	Data: Reserve is supplementing revenue Year of Data: 2017/2018	-
2. Health Assessment for child, youth and adult completed	Data: All Completed Year of Data: 2013/2014	Data: All Completed Year of Data: 2017	+
3. Parents represented on at least one additional committee and/or partnership	Data: 1 Year of Data: 2016	Data: 1 Year of Data: 2016	NC
4. Staffing expanded to increase FCFC capacity	Data: 1.5 FTE Year of Data: 2015	Data: 2 FTE Year of Data: 2017	+

3. List the data source(s) for the indicator(s):

FCFC revenue and expense report. Health Partners Health Assessments, FCFC Committee List

4. Identify any key findings (explanation of data findings; FCFC actions taken in response to key findings, etc.):

A balanced budget occurred in 2016, but reserve is being used to supplement revenue in 2017, and is expected to continue to be needed for future years, even with additional local support. Funding was obtained to support the completion of a child, youth, and adult health assessment in 2016/ 2017. Parents currently serve on the family advisory committee, assist with coordinating the Parent Leadership Training, and occasionally serve on other committees. The goal is to get more parent involvement on all FCFC and related committees.

Sandusky County Family and Children First Council Shared Plan for FY 17-19

Report on Indicator Data (Provide data for each outcome indicator listed on the Shared Plan. List only ONE outcome per page. This page can be duplicated as needed).

Shared Outcome: Improved mental health

Indicator(s):	Baseline Data	Current Year Data	Direction of Change (+, -, NC)
1. Sandusky County age adjusted suicide rate	Data: 15.4 Year of Data: : 2009-2011	Data: 15.4 Year of Data: : 2009-2011	-
2. Number of suicide deaths	Data: 7 Year of Data: 2015	Data: 6 Year of Data: 2016	+
3. Sandusky County youth who attempted suicide in the past 12 months	Data: 8% Year of Data: 2013	Data: 7% Year of Data: 2016	+
4. Sandusky County adults who have looked and have found a specific program for depression or anxiety.	Data: 88% Year of Data: 2013	Data: 89% Year of Data: 2016	+

1. List the data source(s) for the indicator(s):

Network of Care, Sandusky County Health Assessment

2. Identify any key findings (explanation of data findings; FCFC actions taken in response to key findings, etc.):

The Sandusky County age adjusted suicide rate for 2009-2011 was 15.4. The Ohio rate is 15.4. The rate has been increasing from a rate of 8.5% in 2003-2005 to 12.1 in 2006-2008. The number of deaths in 2014 was 8, and decreased to 6 in 2016. The percent of youth attempting suicide has risen from 4% in 2009 to 6% in 2011 to 8% in 2013, then went down again to 7% in 2016. In 2013, 6% of adults considered attempting suicide. In 2016, 15% of all adults looked for a program for depression or anxiety. Of those, 11% did not find a program and 89% found a program. Those finding a program increased from 2009 which was 82%.

Sandusky County Family and Children First Council Shared Plan for FY 17-19

Report on Indicator Data (Provide data for each outcome indicator listed on the Shared Plan. List only ONE outcome per page. This page can be duplicated as needed).

Shared Outcome: Increased Birth to Kindergarten Success

Indicator(s):	Baseline Data	Current Year Data	Direction of Change (+, -, NC)
1. Kindergarten Readiness Assessment (KRA) scores	Data: Ave. for 6 districts: 268.24 Year of Data: 2014/2015	Data: Ave for 6 districts: 268.66 Year of Data: 2015/2016	+
2. Number of 3-5 STAR rated pre-schools in the county	Data: 6 Year of Data: 2016	Data: 6 Year of Data: 2017	NC
3. Funds on hand to support: Help Me Grow, future 0-11 year assessments	Data: HMG funds limited Year of Data: 2015	Data: HMG funds limited Year of Data: 2016	NC
4. Infant Mortality Rate	Data: 10 year ave. rate 5.2 Year of Data: 2005-2014	Data: 10 year ave. rate 5.7 Year of Data: 2006-2015	-

1. List the data source(s) for the indicator(s):

Ohio Department of Education, Ohio Department of Job and Family Services, Sandusky County Family and Children First Council, Health Partners, Ohio Department of Health

2. Identify any key findings (explanation of data findings; FCFC actions taken in response to key findings, etc.):

The KRA average scores for school is a new kindergarten readiness assessment and moved in the positive direction from 2014/2015 to 2015/2016. From 2006 to 2013/2014, KRA-L (previous assessment) scores also moved in the positive direction. The number of STAR rated pre-schools in the county have been significantly increased. A large number of children are in childcare in Sandusky County, so the quality and training of preschools is important to continue to track. Funding for Help Me Grow in FY2016 has been challenging with decreasing ODH funds. Funding was available through ODH and local levy funds. Funding for HMG staff in FY17 is being supplemented by a prenatal smoking cessation grant. Funding for the birth to 11 assessment was provided by local organizations. A parent survey was conducted and released to the community as part of the health assessment in April 2017.

Sandusky County Family and Children First Council Shared Plan for FY 17-19

Report on Indicator Data (Provide data for each outcome indicator listed on the Shared Plan. List only ONE outcome per page. This page can be duplicated as needed).

Shared Outcome: Increased School Success

Indicator(s):	Baseline Data	Current Year Data	Direction of Change (+, -, NC)
1. Graduation rates – average in 6 districts	Data: 4 yr. ave. 92.5, 5 yr. ave. 94.37 Year of Data: 2013-2014	Data: average 4 yr. ave. 96.63, 5 yr. ave. 94.55 Year of Data: 2015/2016	+
2. Attendance rates – average in 6 districts	Data: average 95.72 Year of Data: 2013-2014	Data: average 95.45 Year of Data: 2014/2015	NC
3. Employment rates by age	Data: Ages 16-19 36.1% estimate, Ages 20-24 69.4% estimate Year of Data: 2014	Data: Ages 16-19 36.1% estimate, Ages 20-24 69.4% estimate Year of Data: 2014	NC
4. Percent of successful course enrollment and full-time equivalent enrollment for Terra students	Data: fall 2015 headcount 85%, FTE 84.4%, spring 2015 hc 87.7%, Year of data 2015	Data: fall 2016 headcount 91%, FTE Year of data 2016	+
5. Percent of Youth who report being bullied	Data: 51% of youth reported being bullied. Year of data: 2013/2014	Data: 42% of youth reported being bullied. Year of data: 2016	+

1. List the data source(s) for the indicator(s):

Ohio Department of Education, United States Census, American Fact Finder, Terra State Community College, Health Partners
Sandusky County Health Assessment

2. Identify any key findings (explanation of data findings; FCFC actions taken in response to key findings, etc.):

ODE now calculates 4 and 5 year longitudinal graduation rates (latest available). Four year rates improved overall with an average of 90.65 in 2009/2010 and 92.25 in 2013/2014 to 96.63 in 2015/2016. . Five year rates went from 92.08 in 2009/2010 to 94.367 in 2013/2014 to 94.55 in 2015/2016. Attendance rates for 2014/2015 remains around 95%. The percent of successful course enrollment and full-time equivalent enrollment at Terra State Community College increased from fall 2015 to fall 2016. The percent of youth reporting being bullied dropped after previously being on the rise.

Sandusky County Family and Children First Council Shared Plan for FY 17-19

Report on Indicator Data (Provide data for each outcome indicator listed on the Shared Plan. List only ONE outcome per page. This page can be duplicated as needed).

Shared Outcome: Decreased youth substance abuse

Indicator(s):	Baseline Data	Current Year Data	Direction of Change (+, -, NC)
1. % of youth reporting 30 day alcohol	Data: 6 th -12 th grade 19% Year of Data: 2013	Data: 6 th -12 th grade 17% Year of Data: 2016	+
2. % of youth reporting 30 day tobacco	Data: 6 th -12 th grade 11% Year of Data: 2013	Data: 6 th -12 th grade 7% Year of Data: 2016	+
3. % of youth who report binge drinking in past month	Data: 6 th -12 th grade 13% Year of Data: 2013	Data: 6 th -12 th grade, 7% Year of Data: 2016	+
4. % of youth who reported prescription drug abuse (medications that were not prescribed for them or took more than prescribed to feel good or get high at sometime in their lives)	Data: 6 th -12 th grade, 9% Year of Data: 2013	Data: 6 th -12 th grade, 6% Year of Data: 2016	+
5. % of youth reported 30 day marijuana use	Data: 6 th -12 th grade, 8% Year of Data: 2013	Data: 6 th -12 th grade, 11% Year of Data: 2016	-

1. List the data source(s) for the indicator(s):

Health Partners Community Health Assessment, YRBS Student Survey

2. Identify any key findings (explanation of data findings; FCFC actions taken in response to key findings, etc.):

Youth reported drinking fell in the positive direction. Between the 2001 survey and the 2005 survey, there had been an increase in youth drinking. Because of the concern over the rates, many evidence based environmental and program strategies were put into place. Since then, rates have continued to fall. Current youth smokers in grades 6th to 12th fell consistently from 19% in 2005 to 11% in 2013. As an emerging issue, prescription drug abuse was surveyed in 2009 and again in 2013. Prevention Partnership has implemented new strategies as a result of this issue. Marijuana use is also an emerging issue due to the legalization in several states. Marijuana reported use rose between 2013 and 2016 and is now at 17% for youth in grades 9th – 12th grade.

Sandusky County Family and Children First Council Shared Plan for FY 17-19

Report on Indicator Data (Provide data for each outcome indicator listed on the Shared Plan. List only ONE outcome per page. This page can be duplicated as needed).

Shared Outcome: Decreased child abuse and neglect

Indicator(s):	Baseline Data	Current Year Data	Direction of Change (+, -, NC)
1. Annual number of substantiated abuse cases	Data: 80 Year of Data: 2013	Data: 112 Year of Data: 2015	-
2. Number of children taken into custody	Data: 28 Year of Data: 2015	Data: 31 Year of Data: 2016	-

1. List the data source(s) for the indicator(s):

Annie E. Casey Foundation, Sandusky County Department of Job and Family Services

2. Identify any key findings (explanation of data findings; FCFC actions taken in response to key findings, etc.):

There was a downward trend each year beginning from a high number of 292 in 2004 substantiated cases to a low of 80 cases in 2013. However, the number rose in 2014 to 87 and in 2015 to 112. The number of children taken into custody has also been on the rise recently. This trend is mainly due to an increase in substance abuse, especially prescription opiates and heroin.

Sandusky County Family and Children First Council Shared Plan for FY 17-19

Report on Indicator Data (Provide data for each outcome indicator listed on the Shared Plan. List only ONE outcome per page. This page can be duplicated as needed).

Shared Outcome: Decreased adult and childhood obesity

Indicator(s):	Baseline Data	Current Year Data	Direction of Change (+, -, NC)
1. % of youth grades 6-12 who are overweight and/or obese	Data: 30 Year of Data: 2013	Data: 24 Year of Data: 2016	+
2. % of youth ages 6-11 who spent 3 or more hours watching TV	Data: 27 Year of Data: 2013	Data: 24 Year of Data: 2016	+
3. % of adults diagnosed with diabetes	Data: 10 Year of Data: 2013	Data: 18 Year of Data: 2016	-
4. % of youth ages 0-11 who had at least one serving of fruits and vegetables per day	Data: 79% Year of Data: 2013	Data: 84% Year of Data: 2016	+

3. List the data source(s) for the indicator(s):

Health Partners Community Health Assessment, Parent Survey
Health Partners Community Health Assessment, YRBS Student Survey

4. Identify any key findings (explanation of data findings; FCFC actions taken in response to key findings, etc.):

In 2016, 24% of youth were either overweight or obese. While this was a decrease from 2013, the percentage of obese youth went from 15% to 23% which was a substantial increase. The adults diagnosed with diabetes also rose.

Sandusky County Family and Children First Council Shared Plan for FY 17-19

Report on Indicator Data (Provide data for each outcome indicator listed on the Shared Plan. List only ONE outcome per page. This page can be duplicated as needed).

Shared Outcome: Reduced homelessness

Indicator(s):	Baseline Data	Current Year Data	Direction of Change (+, -, NC)
5. Annual homeless point in time count	Data: 16 unsheltered, emergency or transitional housing Year of Data: 2015	Data: 18 unsheltered, emergency or transitional housing Year of Data: 2017	-
6. Homeless status report from Fremont city Schools	Data: 199 students Year of Data: 2015	Data: 87 students Year of Data: 2017	+
7. Number of families applying for housing assistance through WSOS	Data: 319 applications, 188 enrolled Year of Data: 2016	Data: 319 applications, 188 enrolled Year of Data: 2016	NC

5. List the data source(s) for the indicator(s):
WSOS, Fremont City Schools

6. Identify any key findings (explanation of data findings; FCFC actions taken in response to key findings, etc.):

Annual homeless point in time count went up slightly. The number of homeless students in Fremont Schools went down. The number applying for housing assistance in 2016 is being established as the baseline.

Sandusky County Family and Children First Council Shared Plan for FY 17-19

Report on Indicator Data (Provide data for each outcome indicator listed on the Shared Plan. List only ONE outcome per page. This page can be duplicated as needed).

Shared Outcome: Decreased juvenile delinquency

Indicator(s):	Baseline Data	Current Year Data	Direction of Change (+, -, NC)
8. # of youth with delinquencies	Data: 262 Year of Data: 2015	Data: 334 Year of Data: 2016	-
9. # of youth in residential placements	Data: 3 Year of Data: 2015	Data: 3 Year of Data: 2016	NC

7. List the data source(s) for the indicator(s):

Sandusky County Juvenile Court, Sandusky County Department of Job and Family Services.

8. Identify any key findings (explanation of data findings; FCFC actions taken in response to key findings, etc.):

The number of youth with delinquencies have been steadily declining over the last 10 years. However, the number rose in 2016. The number of youth in residential placements has remained low. This is mainly due to the system of care developed within the county including the IFAST in-home program (Firelands) and wraparound. Once again, there were no wraparound youth who went into residential placement.